

## MITI Continues to be the Leading Ministry in Promoting Trade & Investment for Malaysia. Ready and Open to Collaborate with Relevant Ministries & Agencies to Achieve National Economic Agenda



Since its inception in 1956, the Ministry of International Trade and Industry (MITI) has been entrusted with the responsibility to plan, legislate and implement international trade, industrial and investment policies in order for Malaysia to achieve its national economic policy agenda.

With key agencies such as MIDA and MATRADE, MITI has been spearheading the economic growth of the country and national agenda on both trade and investments. The expertise held by these two (2) esteemed establishments and other agencies in MITI have attracted high value investments and created business opportunities as well as employment opportunities for Malaysia's growing, talented and innovative work force.

The strategies undertaken by MITI in attracting investments has been fruitful where for the past 10 years, a staggering amount of RM1.9 trillion of private investments in all economic sectors have been approved, namely in the manufacturing, services and primary sector. Even though the world investment market is experiencing an economic slowdown, in 2017 alone, Malaysia recorded approved investments of RM197.1 billion in the manufacturing, services and primary sectors. These are from 5,466 projects that will generate an additional 139,520 job opportunities for the country.

Malaysia's trade registered stellar performance in 2017, growing at the highest rate in 13 years and trade remained steady in November 2018, growing by 3.2% to RM162.03 billion compared to the same month in 2017. Exports posted a growth of 1.6% year-on-year (y-o-y) to RM84.79 billion in November 2018, while imports were up by 5% to RM77.24 billion. This resulted in trade surplus of RM7.55 billion. This surplus marked 253rd consecutive month of trade surplus since November 1997 (21st consecutive year of trade surplus).

This remarkable achievement was made possible as a result of strong coordination and cooperation that have been established between MITI and other Ministries and agencies. The recent restructuring of ministries was conducted to strengthen government's functions and delivery system as well as to address overlapping functions. YB Minister Darell Leiking was quoted today by saying "MITI will focus to work with all Ministries to bring in the domestic and international investors into our ecosystem. At the same time, MITI undertakes to continuously develop the industries by forming the right synergy and collaboration with potential investors. Each and every Ministry has their own role to play in achieving Malaysia's economic policy agenda".






By having the right capabilities, networks and machineries through its group of agencies and dedicated officers and staffs all over the world in promoting trade and investments for Malaysia, MITI believes that the duplication of its tasks by other Ministry will not only create confusions or delays but also a wastage of tax-payers funds.

MITI is committed and ever willing to enter into discussions with other Ministry or agency and to come out with collective strategies for the purpose of achieving greater heights for Malaysia in terms of trade and investment. With its vast experience in handling trade and investment issues and complexities, other Ministries will benefit tremendously by working in synergy with MITI.

Moving forward, MITI has already started formulating the Fourth Industrial Masterplan in its continuous effort to strengthen the economic growth of the country and in line with the global trends, MITI has led the preparation of the National Policy of Industry 4.0 (Industry4WRD) to chart Malaysia's Digital Transformation in the manufacturing and services sectors.

MITI shall continue to be the leading Ministry in promoting trade and investment for Malaysia. In executing this role, MITI is open and ready to work in tandem with other ministries, agencies, stakeholders and other entities in order for Malaysia to be the best investment and trade destination in this region.

# Monthly Manufacturing Statistics


Indicator	November 2018	November 2017	Growth (%)
 <p><b>Manufacturing Index</b></p>	117.9	113.9	↑ 3.6%
 <p><b>Employment</b></p>	1,075,925 persons	1,054,705 persons	↑ 2.0%
 <p><b>Sales</b></p>	RM71.8bil.	RM66.6bil.	↑ 7.7%
 <p><b>Salaries &amp; Wages</b></p>	RM3,847mil.	RM3,530mil.	↑ 9.0%
 <p><b>Trade of manufactured goods</b></p>	RM138.4bil.	RM133.5bil.	↑ 3.7%

Note: % refer to Year -on-Year Growth

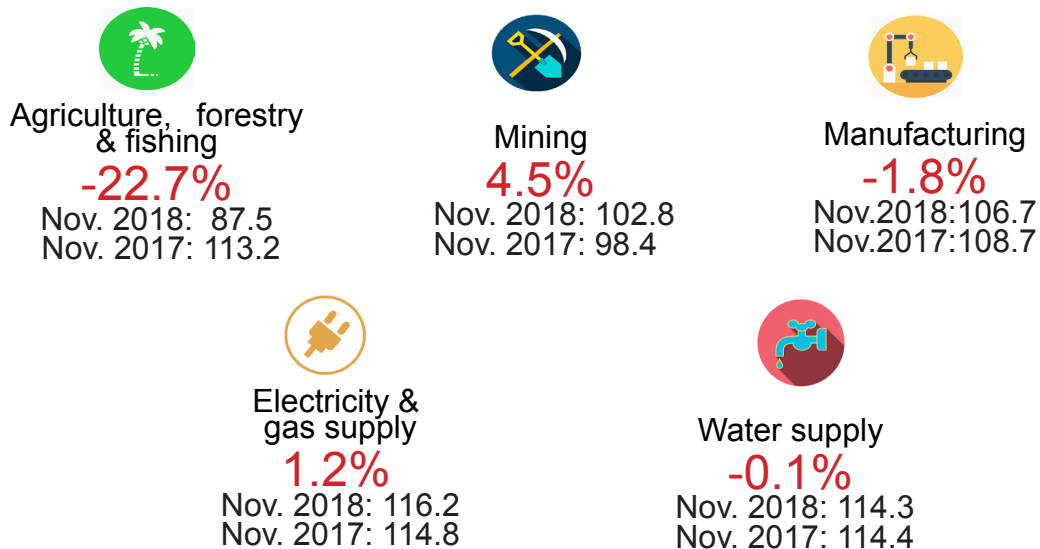
Source : Department of Statistics, Malaysia

# Producer Price Index (PPI) for Local Production November 2018

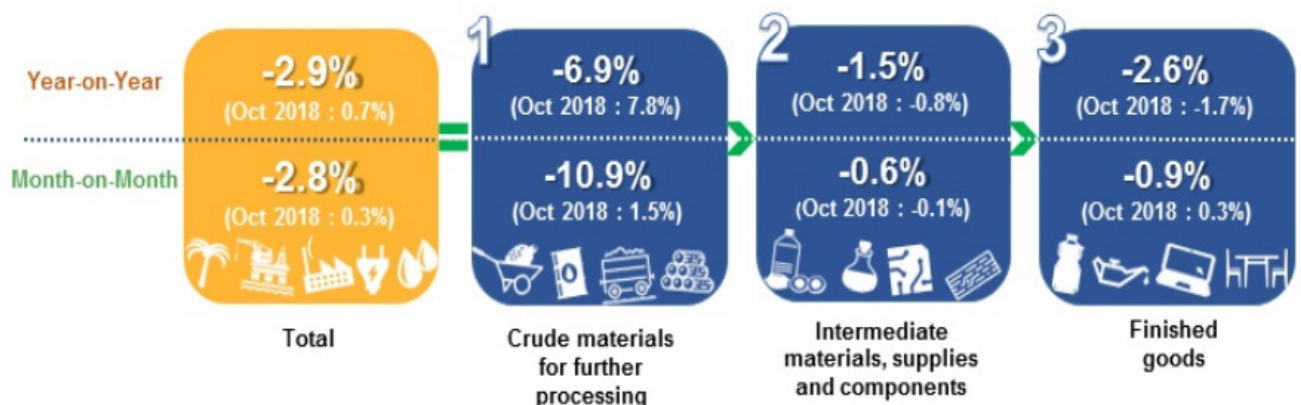
The Producer Price Index (PPI) for local production **decreased 2.9 per cent** in November 2018 as compared to November 2017.



## Percentage Change of Index (PPI) by Sector



## Percentage Change of Index (PPI) by Stage of Processing

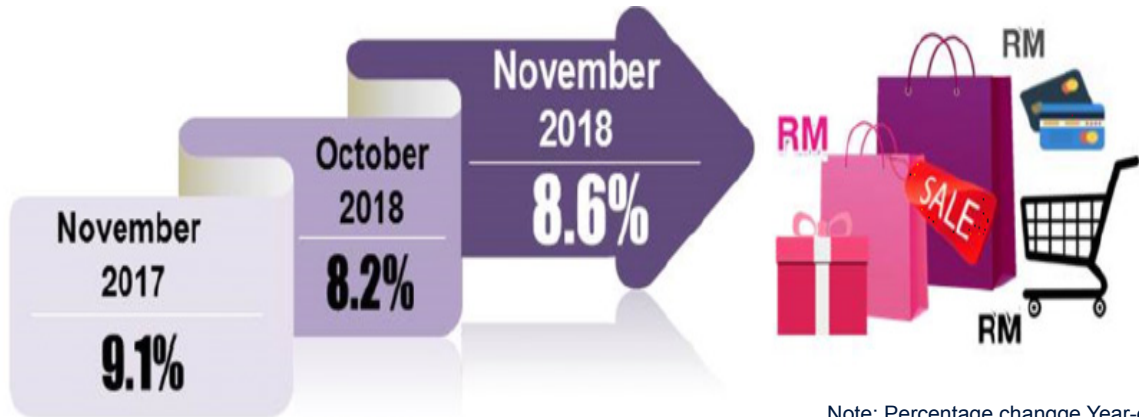


Source: Department of Statistics, Malaysia



# Wholesale and retail trade November 2018

Sales value recorded **RM106.2 billion** in November 2018.



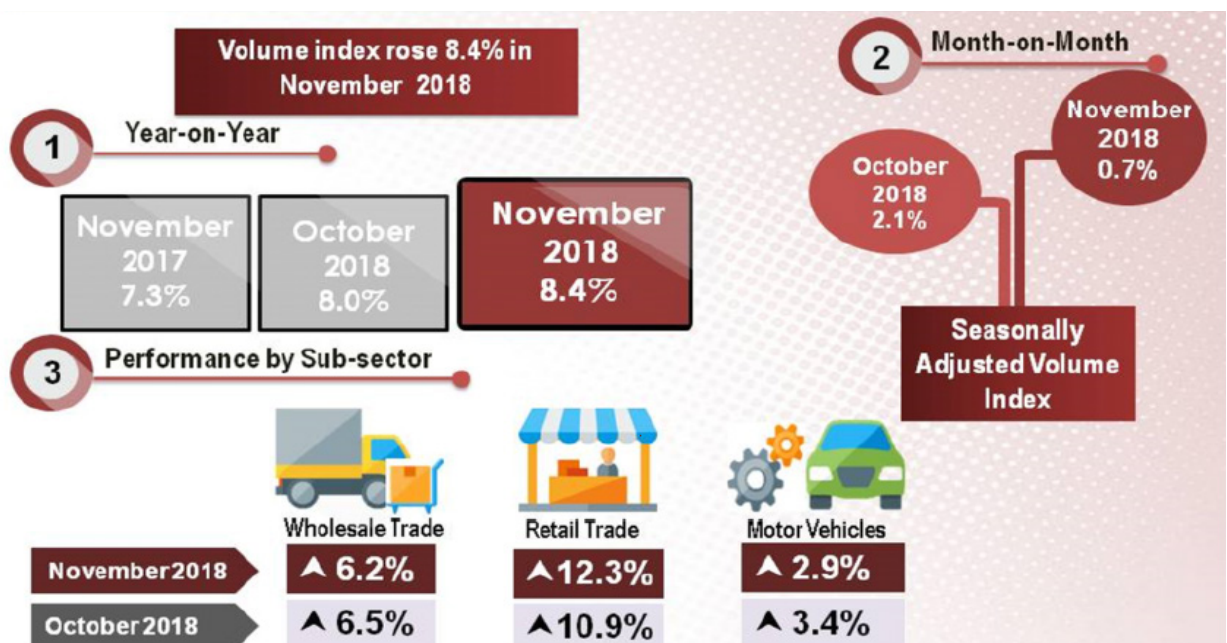
Note: Percentage change Year-on-Year

## Performance by sub-sector



Note: Percentage change Year-on-Year

## Volume index of wholesale and retail trade



Note: Percentage change Year-on-Year

Source: Department of Statistics, Malaysia

# Australia Economic Indicators 2017

**78.3%**  
Employment  
in Services

**19.1%**  
Employment  
in Industry

**24.6 million**  
Population  
**1.6%** annual  
Growth rate

**US\$1.4 trillion**  
GDP at constant prices

**2.6%**  
Employment  
in Agriculture

**2.0%** annual  
Growth rate

21 Members

**F D I**  
**Flow Inward** **US\$46.4**  
**billion**

**F D I**  
**Flow Outward** **US\$4.9**  
**billion**

**US\$662.3** **F D I**  
**billion** **Stock**  
**Inward**

**US\$460.6** **F D I**  
**billion** **Stock**  
**Outward**

**US\$66.6**  
**billion**

**Commercial**  
**Services**  
**Imports**

**US\$64.0**  
**billion**

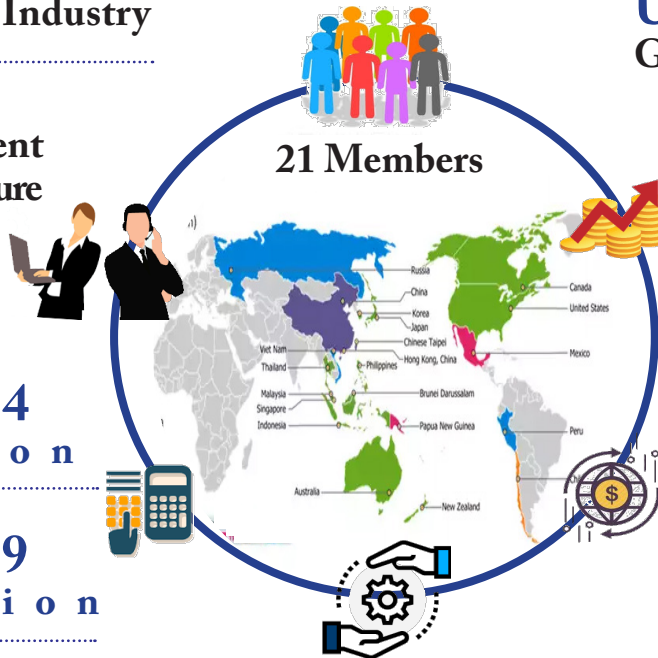
**Commercial**  
**Services**  
**Exports**

**US\$231.1**  
**billion**

**Merchandise**  
**Goods**  
**Exports**

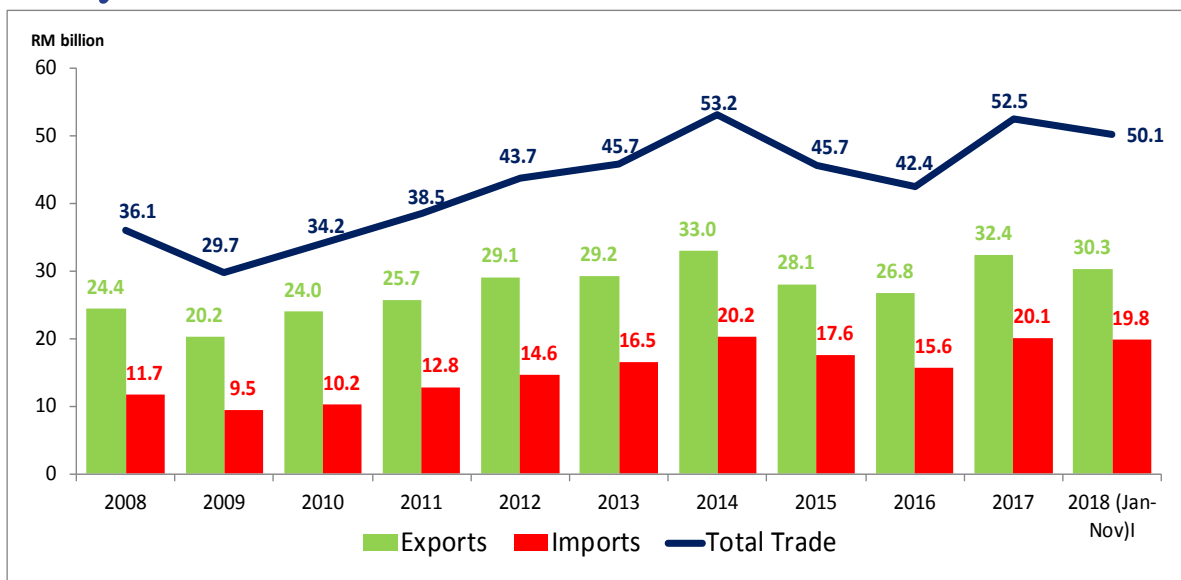
**US\$228.6**  
**billion**

**Merchandise**  
**Goods**  
**Imports**



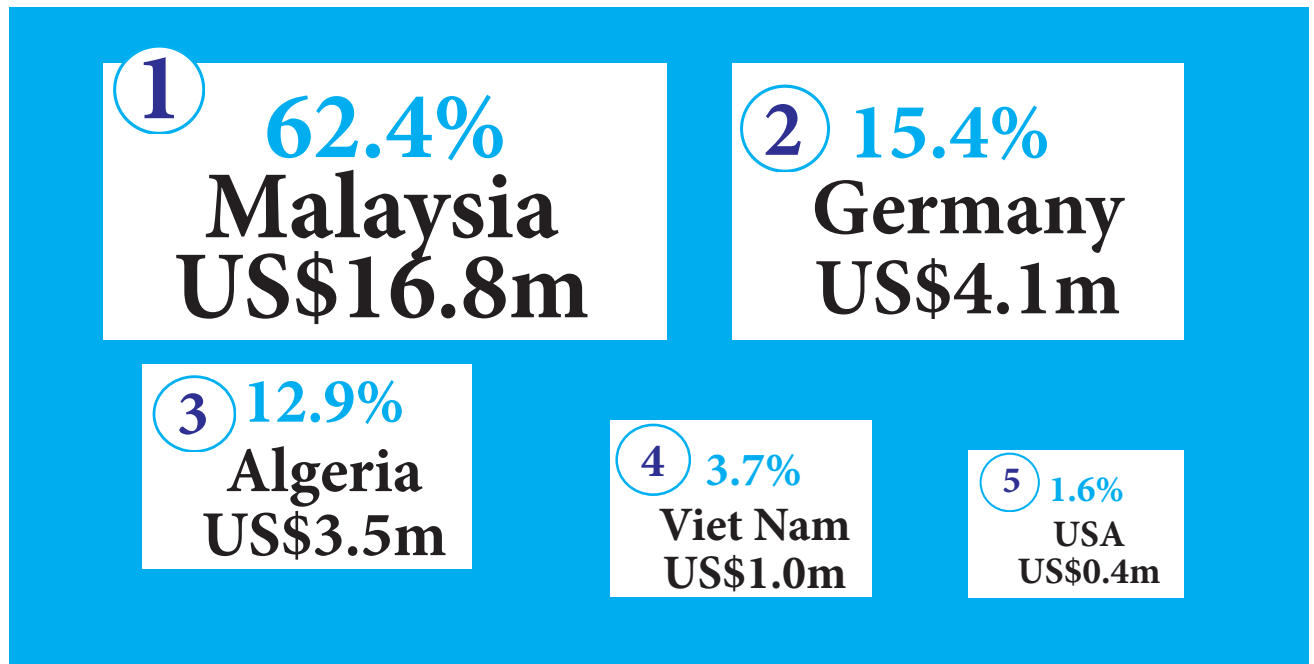
Source: www.statistics.apec.org

## Malaysia's Trade with Australia 2008 - Nov 2018




Source: Department of Statistics, Malaysia

Malaysia was the largest exporter of **Non-alloy pig iron in pigs, blocks or other primary forms, containing by weight  $\geq 0,5\%$  phosphorus\*** in 2017



## Malaysia's Top Five Export Destinations

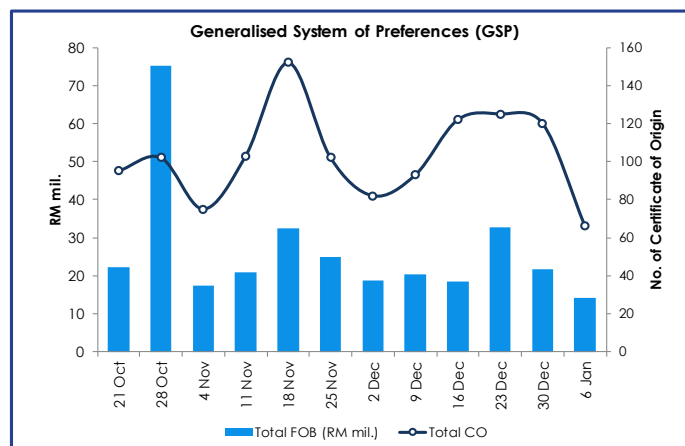
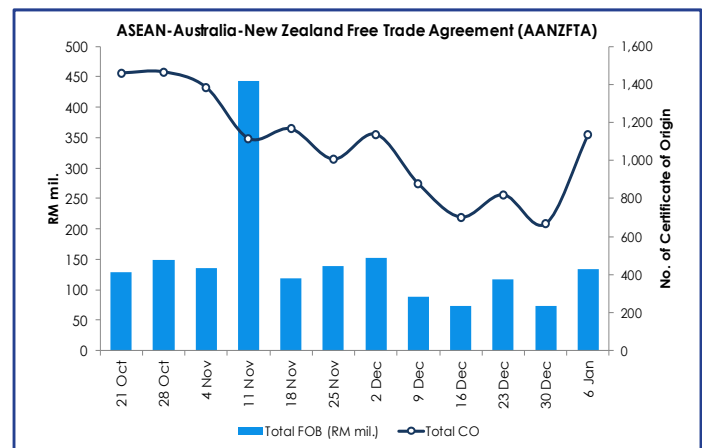
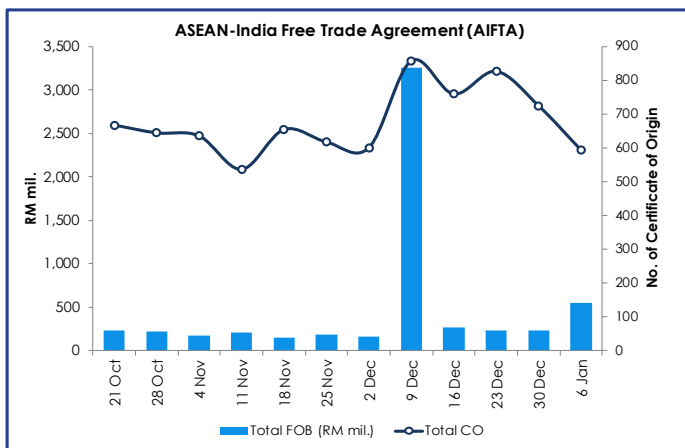
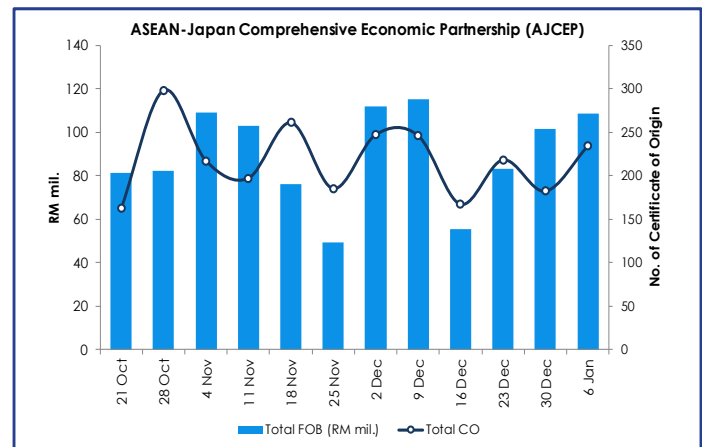
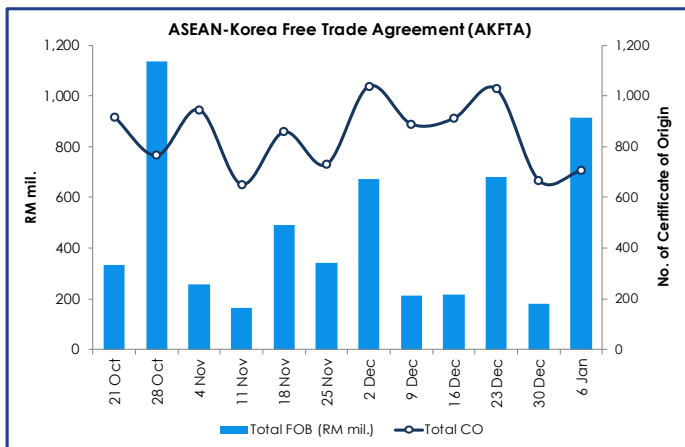
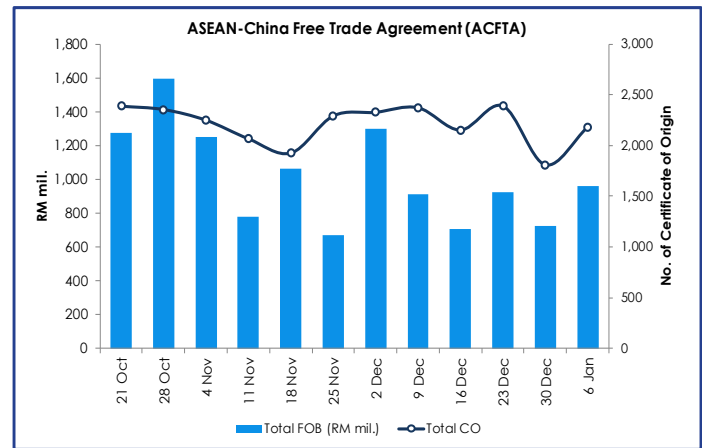
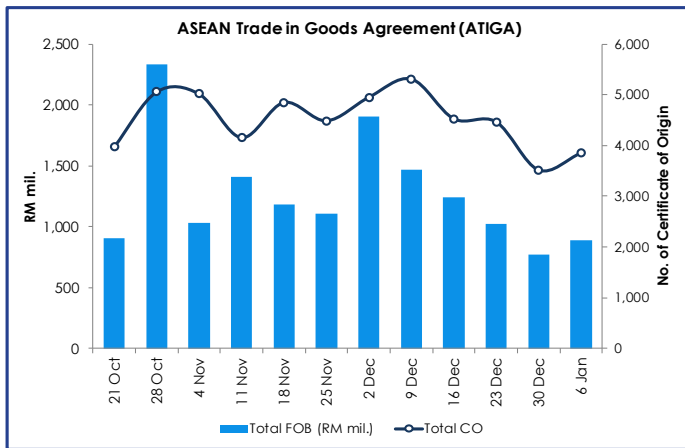


Notes :

- % Share in Malaysia's export
- \*Refers to HS 720120

Source: <http://www.trademap.org/Index.aspx>

# Number and Value of Preferential Certificates of Origin (PCOs)

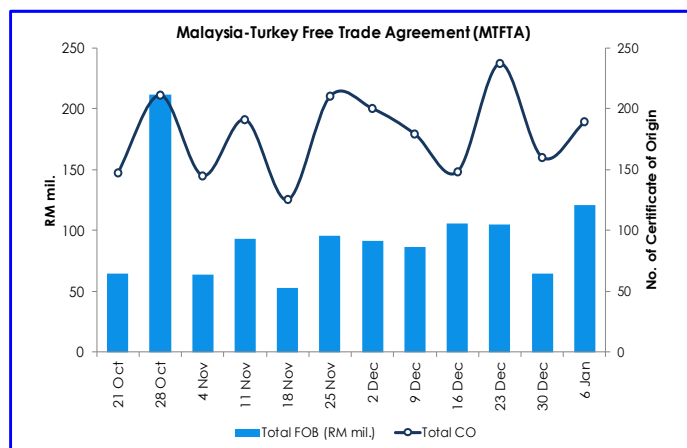
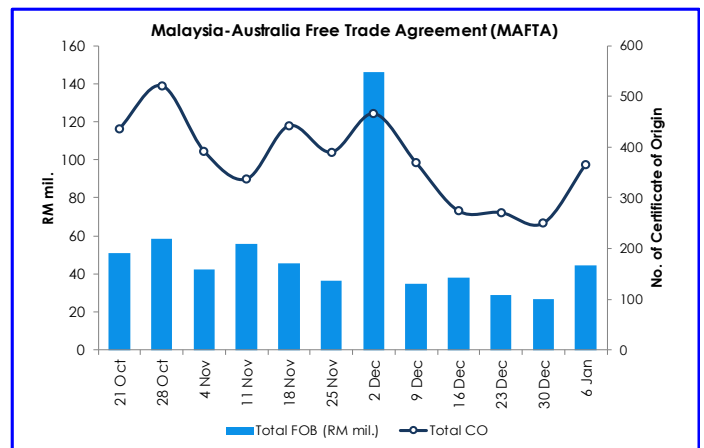
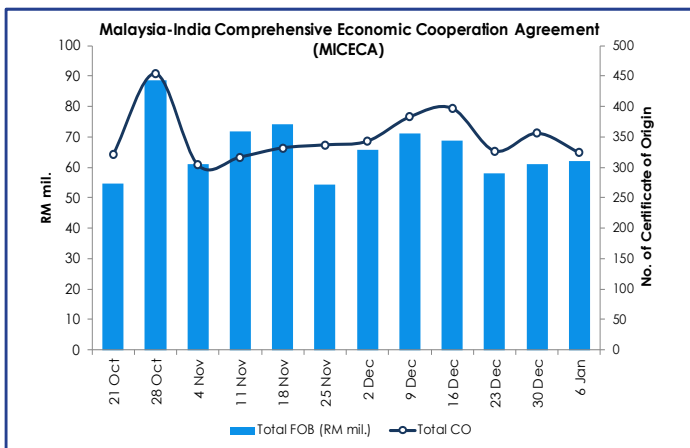
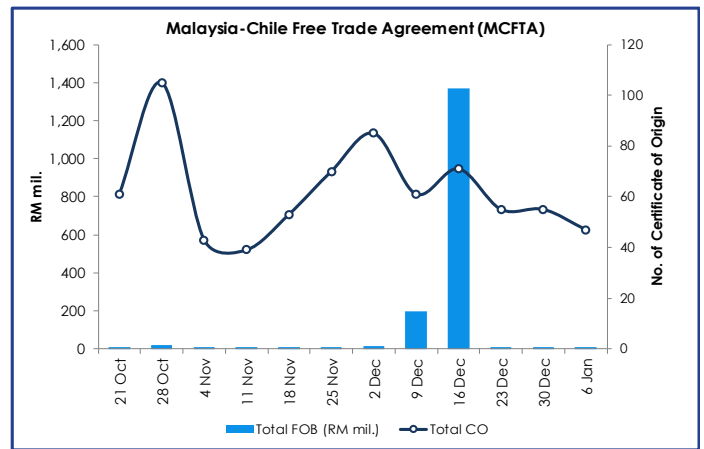
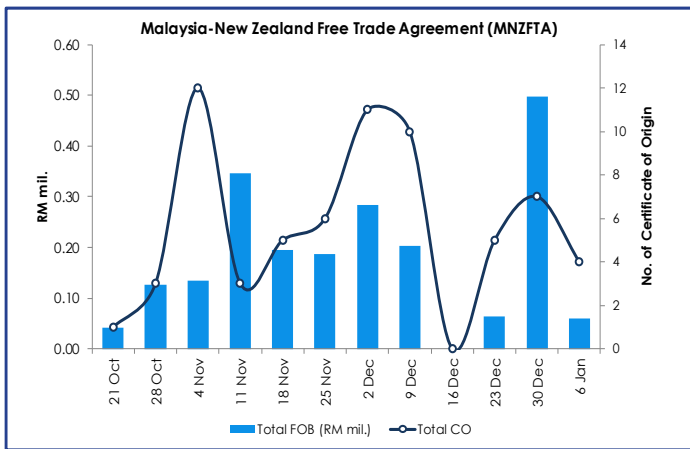
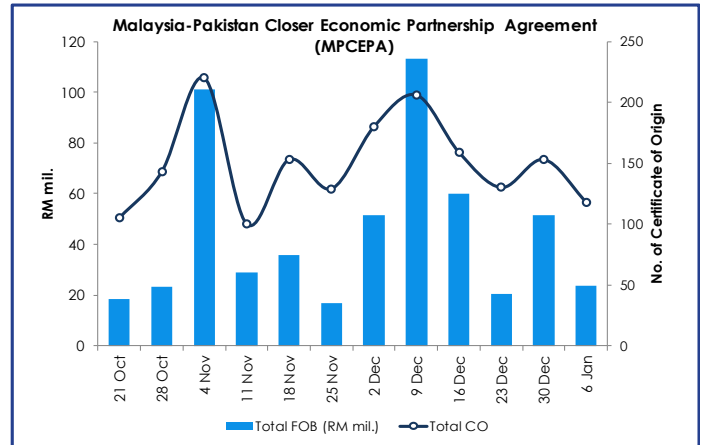
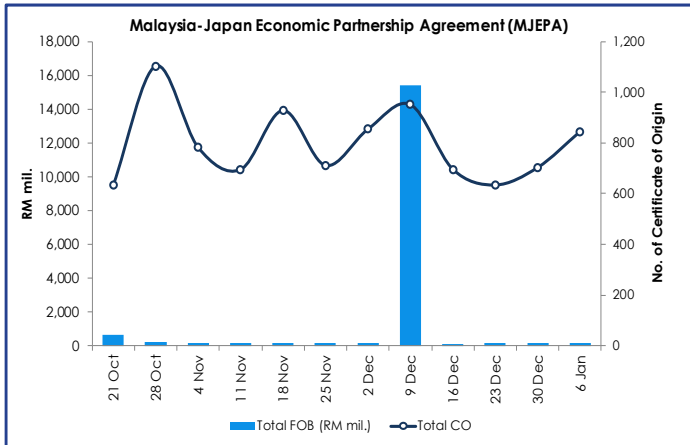


Note: The preference giving countries under the GSP scheme are Liechtenstein, the Russian Federation, Japan, Switzerland, Belarus, Kazakhstan and Norway.

Note: \*Provisional Data

Source: Ministry of International Trade and Industry, Malaysia

# Number and Value of Preferential Certificates of Origin (PCOs)

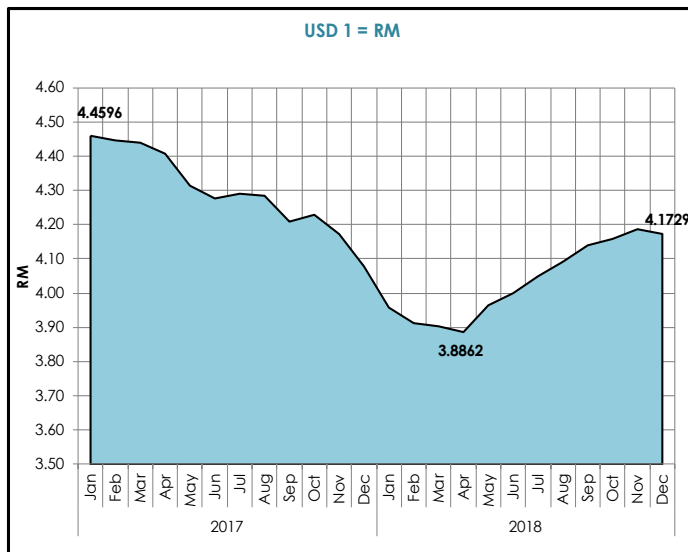


Note: \*Provisional Data  
Source: Ministry of International Trade and Industry, Malaysia

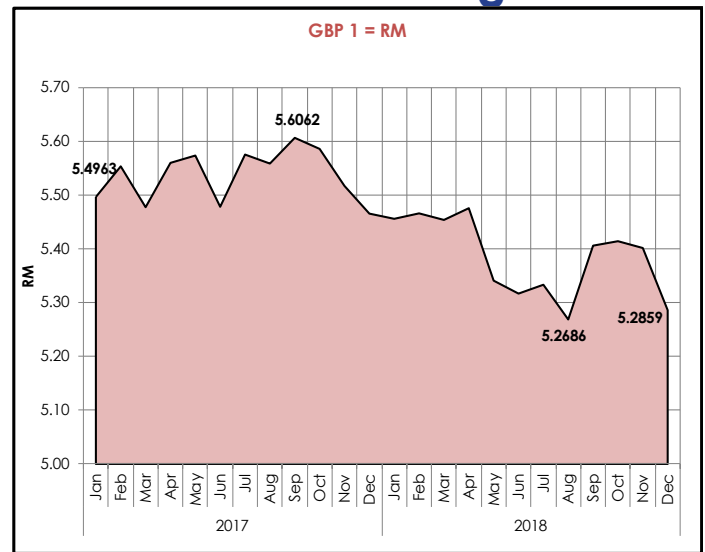


# Malaysian Ringgit Exchange Rate with Selected Countries, January 2017 - December 2018

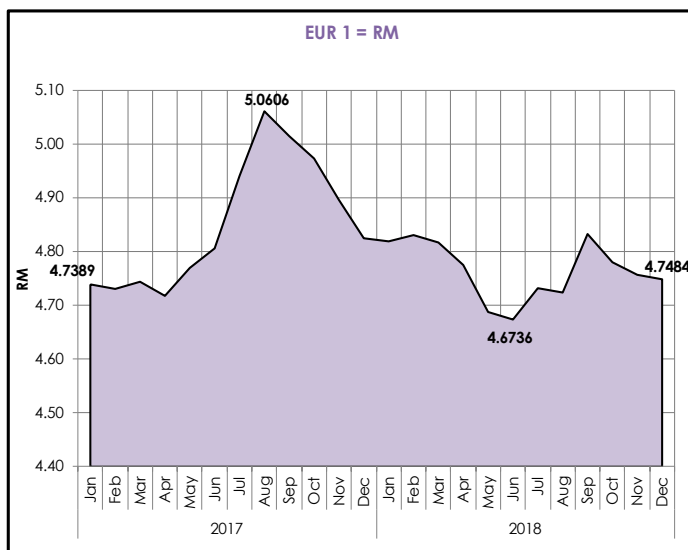
## US Dollar



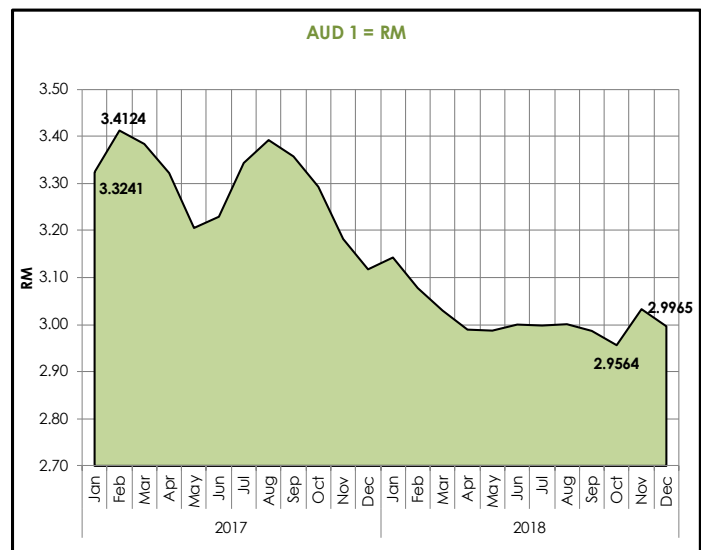
## Pound Sterling



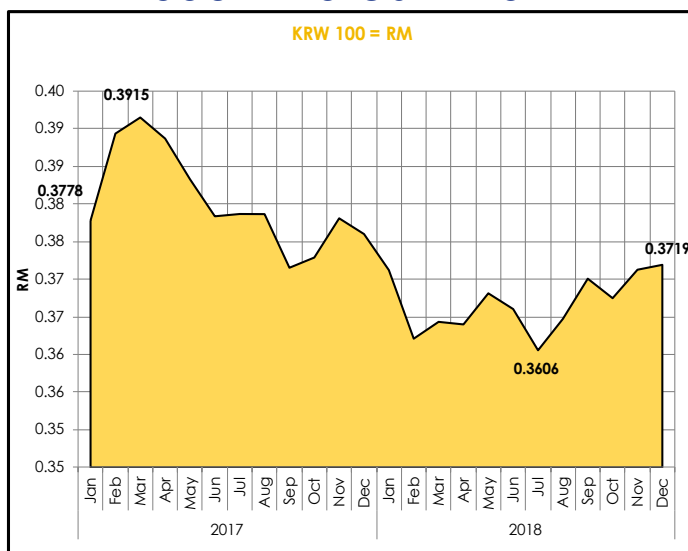
## Euro



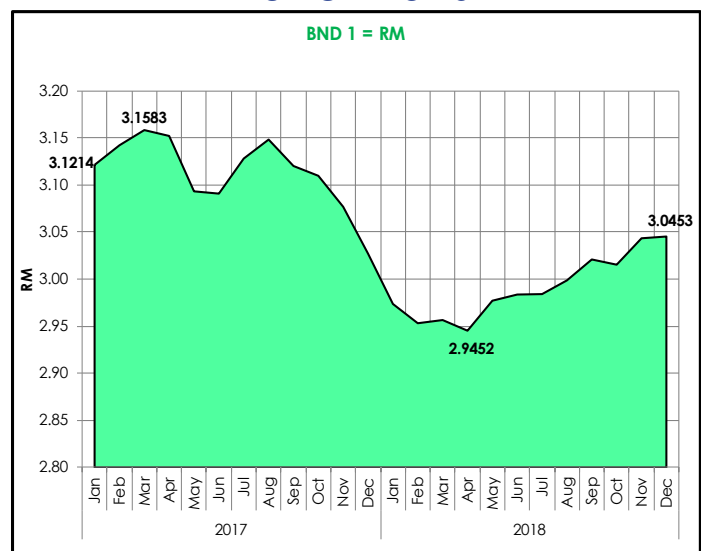
## Australian Dollar



## South Korean Won



## Brunei Dollar



Source : Bank Negara Malaysia

# Commodity Prices

## CRUDE PETROLEUM (BRENT) -per bbl-



▲ **6.0%\***  
US\$60.5  
**11 Jan 2019**

Highest  
2018/2019

11 Jan 2019 : US\$60.5  
5 Oct 2018 : US\$84.2

4 Jan 2019 : US\$57.1  
28 Dec 2018 : US\$52.2

Lowest  
2018/2019

Average Price 2018<sup>i</sup>: US\$71.5

## CRUDE PALM OIL -per MT-



▲ **4.0%\***  
US\$503.8  
**11 Jan 2019**

Highest  
2018/2019

11 Jan 2019 : US\$524.0  
9 Mar 2018 : US\$691.5

4 Jan 2019 : US\$503.8  
23 Nov 2018 : US\$448.5

Lowest  
2018/2019

Average Price 2018<sup>i</sup>: US\$600.1

## RUBBER SMR 20 -per MT-



▲ **0.7%\***  
US\$1,379.5  
**11 Jan 2019**

Average Price 2018<sup>i</sup>: US\$1,371.0

## COCOA SMC 2 -per MT-



▼ **1.2%\***  
US\$1,580.8  
**11 Jan 2019**

Average Price 2018<sup>i</sup>: US\$1,535.6

## SUGAR -per lbs-



▲ **7.1%\***  
US¢12.8  
**11 Jan 2019**

Average Price 2018<sup>i</sup>: US¢12.3

## COAL -per MT-



⊖ **%\***  
US\$75.6  
**11 Jan 2019**

Average Price 2018<sup>i</sup>: US\$66.9

## SCRAP IRON HMS -per MT-




▼ **2.9%\*** : ▼ **3.2%\***  
US\$330.0 : US\$300.0  
(high) : (low)  
**11 Jan 2019**


Average Price 2018<sup>i</sup>: US\$380.7 (high)  
Average Price 2018<sup>i</sup>: US\$359.6 (low)

## Domestic Prices

### 11 January 2019



**Billets**  
(per MT)  
**RM1,850 - RM1,900**



**Steel Bars**  
(per MT)  
**RM2,060 - RM2,210**

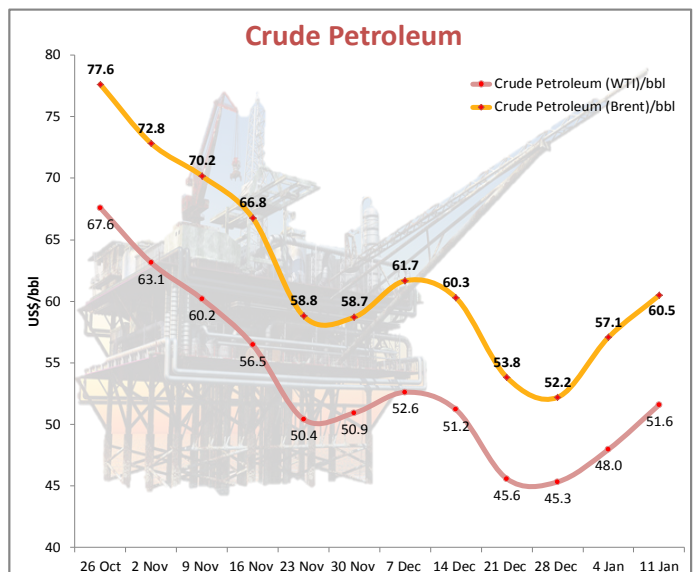
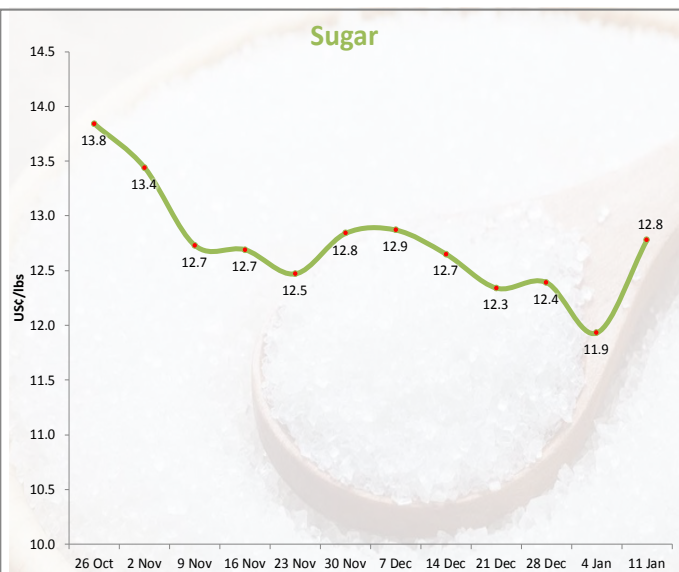
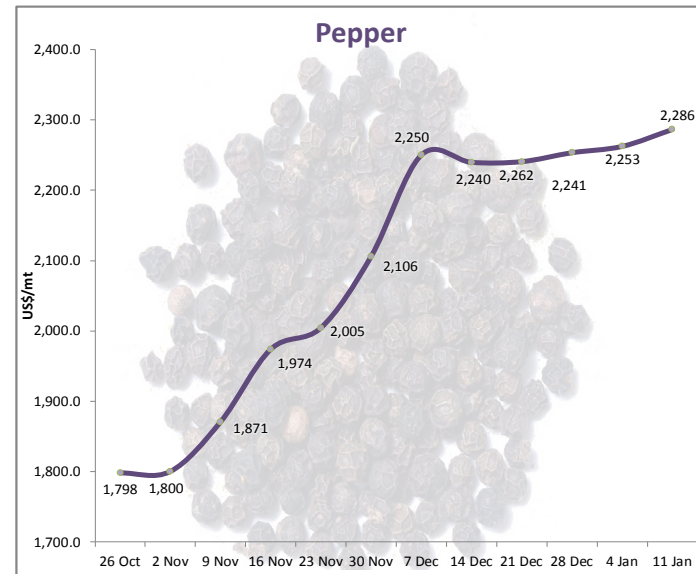
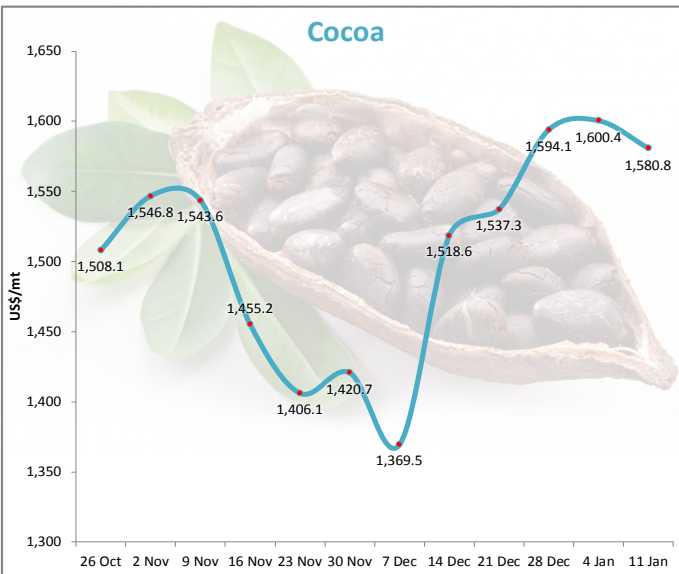
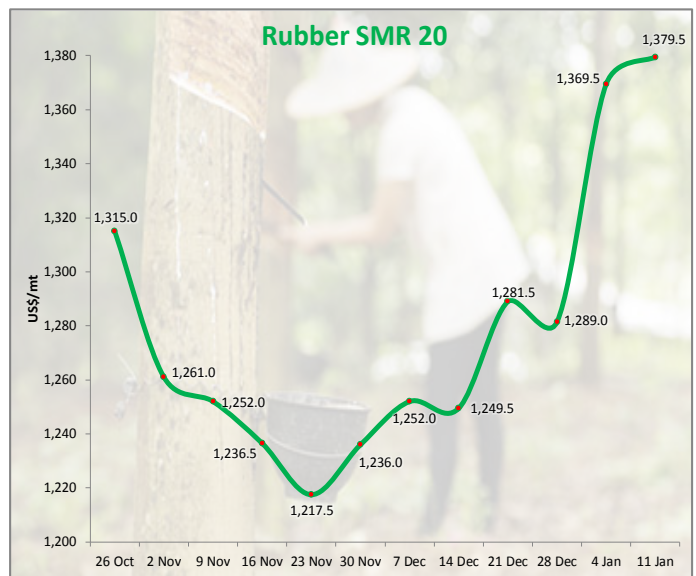
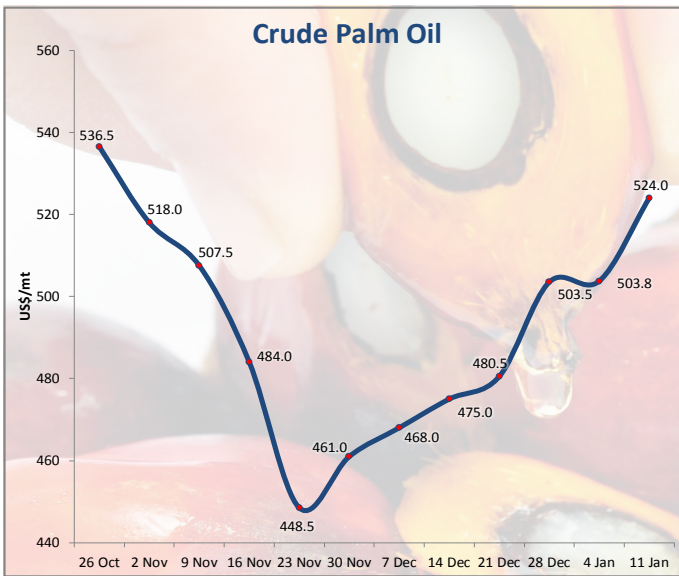
Notes: All figures have been rounded to the nearest decimal point

\* Refer to % change from the previous week's price

<sup>i</sup> Average price in the year except otherwise indicated

Sources: Ministry of International Trade and Industry Malaysia, Malaysian Palm Oil Board, Malaysian Rubber Board, Malaysian Cocoa Board, Malaysian Iron and Steel Industry Federation, and Bloomberg.

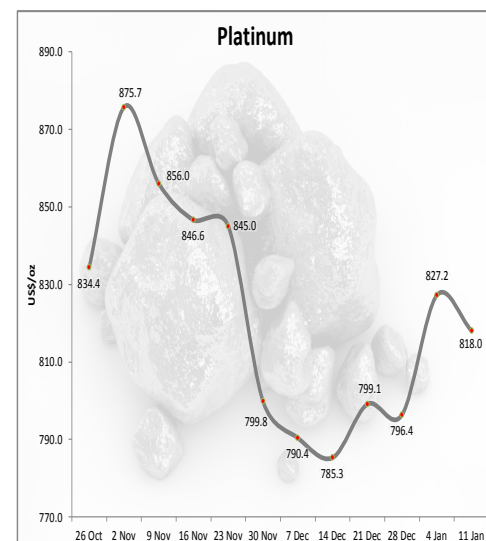
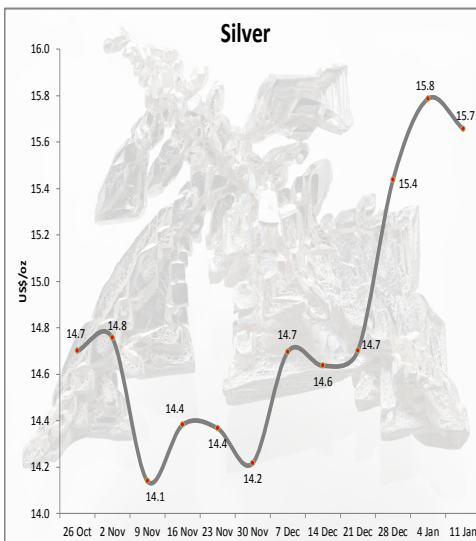
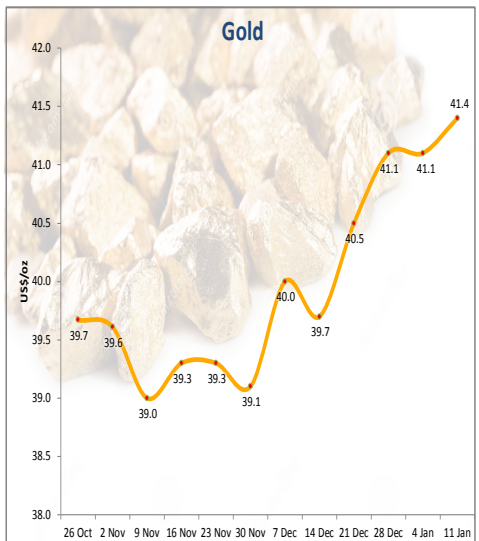
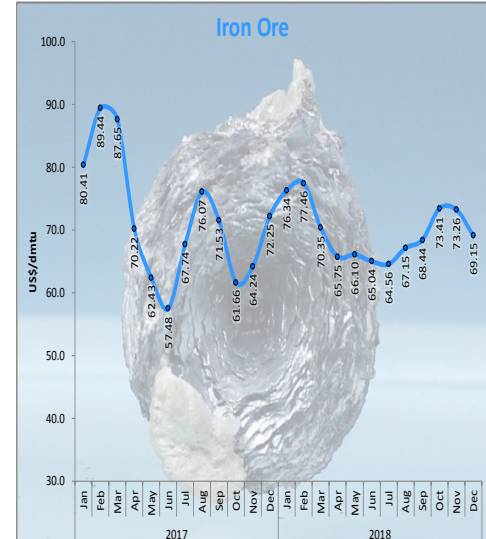
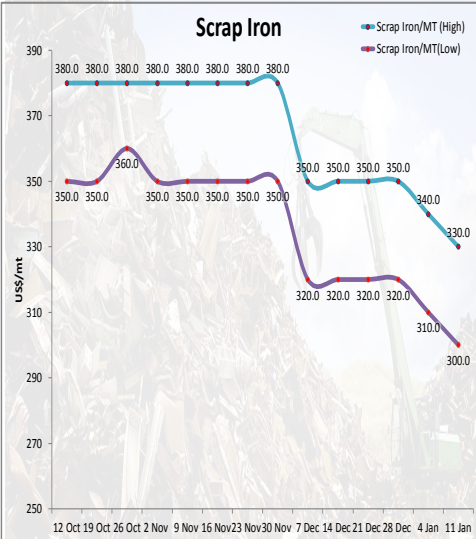
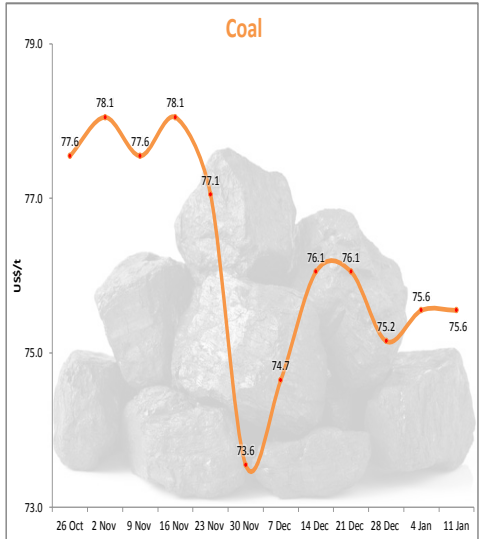
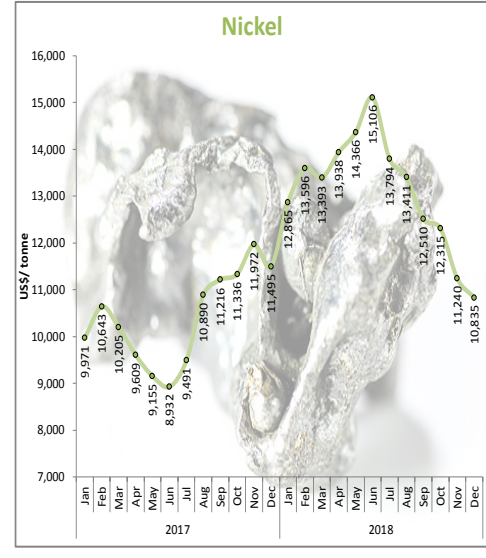
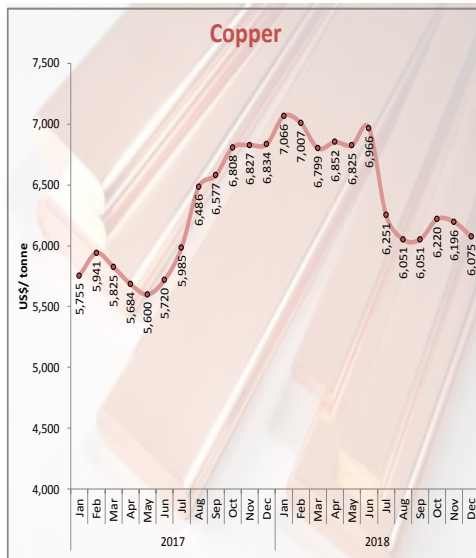
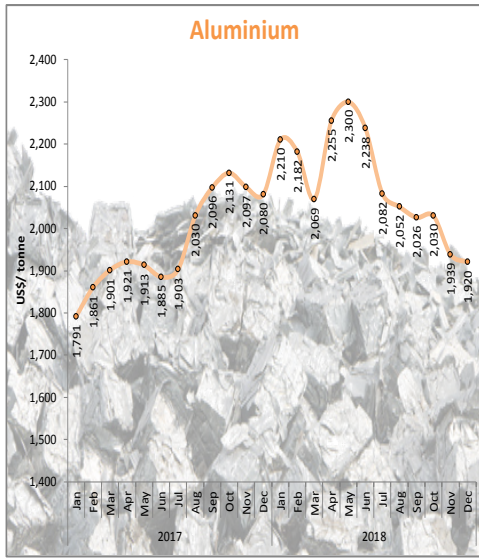
# Commodity Prices Trends



Sources: Ministry of International Trade and Industry Malaysia, Malaysian Palm Oil Board, Malaysian Rubber Board, Malaysian Cocoa Board, Malaysian Pepper Board, Bloomberg and Czarnikow Group, World Bank, World Gold Council, The Wall Street Journal.



# Commodity Prices Trends



Sources: Ministry of International Trade and Industry Malaysia, Malaysian Iron and Steel Industry Federation, Bloomberg and Czarnikow Group, World Bank, World Gold Council, The Wall Street Journal.



# Perhimpunan Perdana MITI & Agensi 14 January 2019



MITI PROGRAMMES





# MITI Brainstorming 2019

MITI PROGRAMMES



**Biochemical oxygen demand**

Dissolved oxygen required by organisms for the aerobic decomposition of organic matter present in water. This measurement is usually taken over 5 days.

Source : Environment      Source Detail : Compedium of Environment, DOSM

**Biodegradation**

Process by which organic substances are decomposed by micro-organisms (mainly aerobic bacteria) into simpler substances such as carbon dioxide, water and ammonia.

Source : Environment      Source Detail : Compedium of Environment, DOSM

**Biological diversity**

The variability among living organisms from various sources including terrestrial, marine and other aquatic ecosystems; this includes diversity at the genetic, species and ecosystem level. This definition is adopted by the United Nations Convention on Biological Diversity.

Source : Environment      Source Detail : Compedium of Environment, DOSM

**Biomass**

Total living weight (generally in dry weight) of all organisms in a particular area or habitat. It is sometimes expressed as weight per unit area of land or per unit volume of water.

Source : Environment      Source Detail : Compedium of Environment, DOSM

**Biota**

Living component of an ecosystem or simply all living organisms that exist in an area.

Source : Environment      Source Detail : Compedium of Environment, DOSM

**Brackishwater**

Water containing salts at a concentration significantly lower than that of sea water. The concentration of total dissolved salts is usually in the range of 1,000 - 10,000 milligrams per litre (mg/l).

Source : Environment      Source Detail : Compedium of Environment, DOSM

**C.i.f. Price**

The C.i.f. Price (i.e. cost, insurance and freight price) is the price of a good delivered at the frontier of the importing country, or the price of a service delivered to a resident before the payment of any import duties or other taxes on imports or trade and transport margins within the country.

Source : National Accounts      Source Detail : Gross Domestic Product (GDP), DOSM

**Cage culture system**

System of fish culture in an enclosure on whatever shape or size made of any screening material and attached to floating structures which are anchored to the sea-bed.

Source : Environment      Source Detail : Compedium of Environment, DOSM

**Capital expenditure**

Refers to the value of purchases and own-account construction of fixed assets during the reference year. Major additions, alterations and improvements to the existing assets that extend their normal economic life or raise productivity are also included in this definition.

Source : National Accounts      Source Detail : Gross Domestic Product (GDP), DOSM



# MITI POCKET TALK

A SERIES OF SESSION FOR THE PRIVATE SECTOR

Information on the benefits of **Free Trade Agreements (FTAs)** and current updates

Introduction on **Preferential Certificates of Origin (PCO)** application procedures



Enjoy **LOWER Tariffs** on Imports

Gain **COMPETITIVE EDGE** by utilising the FTAs



**When?**

Once a month



**Where?**

MITI Tower Kuala Lumpur  
OR  
MITI Regional Offices



**Fees?**

Free of Charge  
with light refreshments

For more information, please contact the Secretariat



03-6200 0488/89/57



allaki@miti.gov.my

## Tentative Schedule for MITI Pocket Talks 2018

NO.	DATE	VENUE	TOPIC	SESSION
1.	<b>14 FEBRUARY 2019</b> (THURSDAY)	MITI HQ (SEMINAR 1)	Introduction to FTA & Preferential Certificate of Origin (PCO)	REGISTER HERE
2.	<b>14 MARCH 2019</b> (THURSDAY)	MITI PENANG	Introduction to FTA & Preferential Certificate of Origin (PCO)	REGISTER HERE
3.	<b>11 APRIL 2019</b> (THURSDAY)	MITI HQ (SEMINAR 1)	Introduction to FTA & Preferential Certificate of Origin (PCO)	REGISTER HERE
4.	<b>16 MAY 2019</b> (THURSDAY)	MITI JOHOR	Introduction to FTA & Preferential Certificate of Origin (PCO)	REGISTER HERE
5.	<b>20 JUNE 2019</b> (THURSDAY)	MITI HQ (SEMINAR 1)	Introduction to FTA & Preferential Certificate of Origin (PCO)	REGISTER HERE
6.	<b>18 JULY 2019</b> (THURSDAY)	MITI PAHANG	Introduction to FTA & Preferential Certificate of Origin (PCO)	REGISTER HERE
7.	<b>22 AUGUST 2019</b> (THURSDAY)	MITI HQ (SEMINAR 1)	Introduction to FTA & Preferential Certificate of Origin (PCO)	REGISTER HERE
8.	<b>19 SEPTEMBER 2019</b> (THURSDAY)	MITI PERAK	Introduction to FTA & Preferential Certificate of Origin (PCO)	REGISTER HERE
9.	<b>17 OCTOBER 2019</b> (THURSDAY)	MITI HQ (SEMINAR 1)	Introduction to FTA & Preferential Certificate of Origin (PCO)	REGISTER HERE
10.	<b>14 NOVEMBER 2019</b> (THURSDAY)	MITI KELANTAN	Introduction to FTA & Preferential Certificate of Origin (PCO)	REGISTER HERE

Please click [here](#) to register





For more information, kindly click the following links:

[http://www.miti.gov.my/index.php/pages/view/4761Vintage\\_English.pdf](http://www.miti.gov.my/index.php/pages/view/4761Vintage_English.pdf)

### NEW GUIDELINE ON APPLICATION FOR CLASSIC AND VINTAGE VEHICLES IMPORT LICENSE (AP)

Please be informed effective 1 July 2018 (Sunday), a new guideline on application for classic and vintage vehicles Import License (AP) will be enforced. All application received by MITI on 1 July 2018 onward will be subjected to the terms and conditions under this new guideline.

For more information, kindly click the following links:

[http://www.miti.gov.my/miti/resources/Approve%20Permit/AP%20Announcement/Lampiran\\_GP\\_Classic\\_and\\_Vintage\\_English.pdf](http://www.miti.gov.my/miti/resources/Approve%20Permit/AP%20Announcement/Lampiran_GP_Classic_and_Vintage_English.pdf)

### Issuance of APEC Business Travel Card is temporarily suspended

Immigration Department of Malaysia has issued a notice that due to unavoidable circumstances, the issuance of APEC Business Travel Card is temporarily suspended and ABTC card will not be printed for approved applicants until further notice.

Kindly refer:

<http://www.imi.gov.my/index.php/en/resources-and-archives/announcement/1784-notice-of-apec-card-production-suspended-time.html>

### NOTIFICATION ON NUMBER OF CHARACTERS ALLOWED FOR IMPORTING HS CODE UNDER ATIGA FOR ASEAN SINGLE WINDOW (ASW)

KINDLY BE INFORMED THAT NUMBER OF CHARACTERS ALLOWED IN ePCO SYSTEM FOR IMPORTING HS CODE UNDER ATIGA IS **ONLY UP TO 10 CHARACTERS**.

**EXAMPLE: THE CORRECT DATA ENTRY FOR IMPORTING HS CODE:** 1234567899 ✓ (10 DIGITS/10 CHARACTERS)

**THE CORRECT DATA ENTRY FOR IMPORTING HS CODE:** 1234.5678 ✓ (8 DIGITS/10 CHARACTERS)

**THE INCORRECT DATA ENTRY FOR IMPORTING HS CODE:** 1234.567899X (10 DIGITS/12 CHARACTERS)

THE NEW CHANGES WILL COME INTO EFFECT ON **1 SEPTEMBER 2018** AND INVOLVES **ONLY ATIGA SCHEME** AS TO ACCOMMODATE e-FORM D ATIGA EXCHANGE UNDER ASW PLATFORM IN ACCORDANCE TO MESSAGE IMPLEMENTATION GUIDE (MIG) ASW WHICH ONLY ALLOW 10 CHARACTERS FOR THE SAID MATTER.

THUS, SEEK YOUR COOPERATION TO ENSURE THE CHANGES ARE PARALLEL WITH THE INFORMATION STATED IN THE LETTER OF CREDIT (LC).



## 62<sup>nd</sup> ISI WORLD STATISTICS CONGRESS 2019

18 - 23 August 2019, Kuala Lumpur

Come | Connect | Create

EARLY BIRD REGISTRATION STARTS  
FROM 1 DECEMBER 2018 - 31 MAY 2019



For more information, kindly visit <http://www.isi2019.org/>

ORGANIZED BY:



SUPPORTED BY:



# MITI @ Your Service

## Strategic Planning

Email: allbps@miti.gov.my



**John Patrick Antonymsamy**  
Senior Director  
Strategic Planning



**Siti Norlailasari Abdul Rahman**  
Senior Director  
Research and Statistics

**Osmeliza Othman**  
PA to Senior Director

**Catherine Ridu**  
Director



**Chandran A/I V. Periasamy**  
Director

**Izzyan Yasmin Azlan**  
PA to Director



**Azrin Adlina Zainol Abidin**  
Senior Principal Assistant Director



**Dr Syed Fatimah Kamal Batcha**  
Senior Principal Assistant Director



**Noor Marlina Ahmad Rudzly**  
Principal Assistant Director



**Samini Ferdous Sandrakantham**  
Principal Assistant Director



**Nor Haida Shahimi**  
Principal Assistant Director



**Farah Nadia Marwilis**  
Principal Assistant Director



**Juridzan Mohd Rashid**  
Principal Assistant  
Administrative Officer



**Sharifah Mohd Tamim**  
Administrative Assistant



**Nor Fadilah Sabri**  
Administrative Assistant



**Muhamad Saifulazwan Shapiee**  
Operational Assistant



**Hasimah Ismail**  
PA to Senior Director

### Research

**Dr. Sharon Chang Yean Fang**  
Director

**Ching Hea Choo**  
Senior Principal Assistant Director

**Thilaga Valli Subramaniam**  
Senior Principal Assistant Director

### Statistics

**Abang Saifulhadi Abang Haji Ibrahim**  
Statistician E52

**Syed Ibrahim Mohd Jamaluddin**  
Statistician E48

**Zulaika Hj Kamat**  
Statistician E44

**Nor Farahdila Hairoman**  
Statistician E44

**Norashikin Nasokha**  
Assistant Statistical Officer








*MWB Editorial members  
wish all MWB Readers a  
Happy Ponggal and  
Thaipusam 2019*

## MITI Weekly Bulletin (MWB) Mobile Apps



MITI MWB APPs is now available for IOS, Android and Windows platforms. MWB APPs can be download from **Gallery of Malaysian Government Mobile APPs (GAMMA)** at the link: <http://gamma.malaysia.gov.my/#/appDetails/85>

# Feedback

Send us your  
suggestions



Dear Readers,

Kindly click the link below for any comments in this issue. MWB reserves the right to edit and republish letters as reprints. <http://www.miti.gov.my/index.php/forms/form/13>